

widget™



user guide


widget[™]



Welcome to the wonderfully waggish world of Widgets!

Widget is a uniquely styled, USB ‘plug and play,’ high-definition microphone that can capture any sound source on this planet—and probably beyond. Whether you’re recording your favorite instrument, leading your world-renowned podcast, or taking that important voice-over-internet conference call with your starship commander, Widget provides an unrivaled sonic signature usually found only in professional recording environments. Combine all this with Widget’s one-of-a-kind appearance, and you’ll have a recording process that’s out of this world.

Each Widget, while having distinctly different outward appearances, uses the same proprietary capsule and circuit design that delivers remarkable sonic character, regardless of the Widget’s shape. The built-in pop filter and internally shockmounted, vibration-resistant condenser capsule allow for detailed recordings—free of unwanted plosives, sibilants and low frequency interference. From podcasts and voiceovers, to lead vocals and acoustic guitars, Widget delivers outstanding clarity and detail for any application.





What's in the Box?

- **Widget A** USB microphone with integrated stand, pop filter, and shockmount
- USB 2.0 Cable
- User guide
- Seriously cool sticker sheet

System requirements:

Macintosh

Mac OS X 10.6 or later • USB port
1 GB Installed RAM (minimum)

Windows

Windows Vista, 7, or 8 • USB port
1 GB Installed RAM (minimum)

Technical Specifications • Transducer: Internally
shockmounted condenser capsule • Polar Pattern: Cardioid



Frequency Response: 20 Hz - 20 kHz • Output: USB 1.1 - 2
Sample Rate/Bit Depth: Up to 96 kHz/24 bits • Weight: 1.8 lbs

Setup

Widget arrives assembled and mounted on an adjustable desktop stand that accommodates a variety of recording situations. The included, detachable USB cable not only delivers premium quality sound transfer, but also integrates aesthetically with your Widget's appearance.

To adjust your Widget, first loosen the thumbscrew on the back of the Widget's head. Once the thumbscrew is loose, simply slide the head up or down the boom to the desired placement, then tighten the thumbscrew to secure the Widget's head in place.

Caution: Do not move the head without first loosening the placement thumbscrew. The warranty does not cover Widget damage incurred by forced head movement.



Mac OS X

1. Connect your Widget to your computer with the included USB cable.
Note: For optimal performance, connect your Widget directly to your computer's USB port, not via a USB hub.
2. From the **Apple** menu, select **System Preferences**.
3. Click the **Sound** icon.
4. Select the **Input** tab, then select **Widget USB**.
5. Adjust the sample rate and bit depth within Audio MIDI Setup (**Macintosh HD>Applications>Utilities>Audio MIDI Setup**).
Note: Make sure these settings match your recording software's sample rate and bit depth settings.




Windows Vista, 7, 8

1. Connect your Widget to your computer with the included USB cable.
Note: For optimal performance, connect your Widget directly to your computer's USB port, not via a USB hub.
2. Go to the **Start** menu and open the **Control Panel**.
3. From the **Control Panel**, click the **Sound** icon.
4. From the **Sound** menu, select the **Recording Tab**. Highlight the microphone icon labeled **Widget USB** and click **"Set as Default."**
5. Click on the **Advanced** tab. From the drop-down menu, select the sample rate and bit depth settings for recording.
Note: Make sure these settings match your recording software's sample rate and bit depth settings.



24-bit) help capture the subtle details and nuances that make up great recordings. What's more, the stand's adjustability can optimize the microphone placement for almost any sound source.

VOIP (Voice Over Internet Protocol)



Widget's easy "plug and play" setup provides a simple solution to VOIP conversations — not to mention that its very striking appearance will likely make you the star of your next intergalactic video conference.

Typical Applications

Podcast/Voiceover

Widget is ideal for podcasts and voiceovers, thanks to its integrated pop filter and internally shockmounted condenser capsule—which not only minimize common problems associated with traditional microphone designs, but eliminate the need to purchase additional accessories. Widget's unmatched vocal clarity and simple "plug and play" setup make it easy and convenient to achieve outstanding results.

Music

Whether you're recording a lead vocal, acoustic or electric guitar, writing a song, or trying to capture the perfect piano performance, Widget's extended frequency response and high fidelity output (96 kHz/

Register me!

For unbeatable support and service, register your Widget microphone at www.neatmic.com

Warranty

This Microphone or related part is warranted under the conditions outlined below to its original, registered owner, provided the purchase was made from an authorized (NEAT) dealer. This Microphone or related part is guaranteed to remain free from operating defects for three (3) years from the date of purchase. In the event that service is required, all necessary parts and labor will be furnished free of charge. This warranty is void if the serial number has been altered, removed or defaced. The warranty is void if, in NEAT's sole opinion, the equipment is altered, misused, mishandled, maladjusted, suffers excessive wear, or is serviced by any parties not authorized by NEAT. The warranty does not include transportation costs incurred because of the need for service unless arranged for in advance. NEAT reserves the right to make changes in design and improve upon its products without obligation to install these improvements in any of its products previously manufactured. This warranty is in lieu of any or all expressed or implied. In keeping with our policy of continued product improvement, NEAT reserves the right to alter specifications without prior notice.

©2015 Neat Microphones. All rights reserved. Neat, Widget, and Widget Aare the trademarks of Gibson Brands, Inc.

Designed in USA. Made in China.



neatmic.com

