

QUICKSTART GUIDE


gemini
MIX2GO

POWER ME UP!

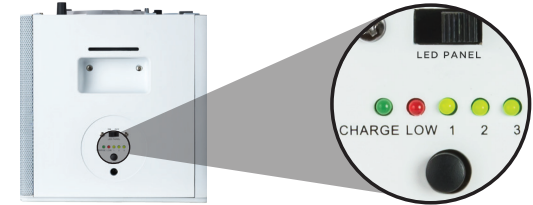
- To **power on**, press the power button located on the side of the MIX2GO.



- To **charge** the MIX2GO's battery, plug the included power cable into the port below the power switch.



- To **check your battery level**, look at the power level indicator found on the opposite side of the power switch and charging port.



SHOW OFF WITH ME!

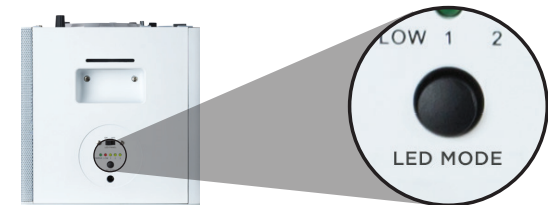
- To **turn on the LEDs**, use the LED PANEL switch above the battery level indicator.



- Now you'll see the MIX2GO's amazing LED panel across the front.



- To **change the LED pattern***, press the LED MODE button on the side of the MIX2GO.



*Some LED patterns require music to be playing to see.

STREAM WITH ME WITH BLUETOOTH!

- First, set the **"INPUT VOL"** knob and **"MASTER"** fader to the middle. Adjust these settings to your preference once your music begins to stream.



- To stream music via Bluetooth*, **press and hold the BLUETOOTH button for about 4 seconds** to activate Bluetooth connectivity.



- Open your device's Bluetooth settings and **connect to the device called "Gemini MIX2GO"**.



- When your device connects to the MIX2GO, **you'll hear a tone indicating you're connected**. Now you're ready to stream your favorite music!




*Streaming only; DJ functions not available.


Need help? Visit geminisound.com

QUICKSTART GUIDE

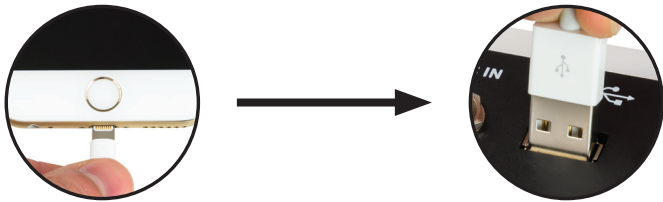
gemini
MIX2GO

SPIN WITH ME ON iOS!

- 1 Before spinning, **confirm Bluetooth is turned OFF** on the MIX2GO by **pressing and holding the  button for about four seconds!**
- 2 **Download and install the “CROSS DJ FREE - MIX YOUR MUSIC” app** from the App Store on your iOS device.



- 3 Now **connect your Lightning cable** from your iOS device to the MIX2GO USB port.



- 4 Next, **switch the MIX2GO into iOS mode.**




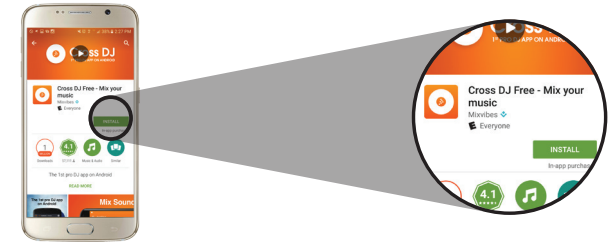
- 5 Now **open the Cross DJ app** and you'll see a message telling you that the MIX2GO was detected. **Press OK** and now you're ready to DJ!



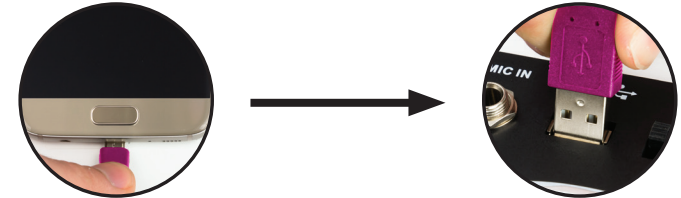
Need help? Visit geminisound.com

SPIN WITH ME ON ANDROID!*

- 1 Before spinning, **confirm Bluetooth is turned OFF** on the MIX2GO by **pressing and holding the  button for about four seconds!**
- 2 **Download and install the free Mixvibes Cross DJ app** on your Android device.



- 3 **Connect your Android device to the MIX2GO with the included pink On-The-Go Android cable** in the package.



- 4 Next, **switch the MIX2GO into Android mode.**



- 5 Last, **open the Cross DJ app** and you should see a message indicating that your MIX2GO is recognized. **Press OK** and now you're ready to DJ!



*Cross DJ will only work with the MIX2GO's DJ controller on Android devices running Android version 6.0 (Android M) or higher.