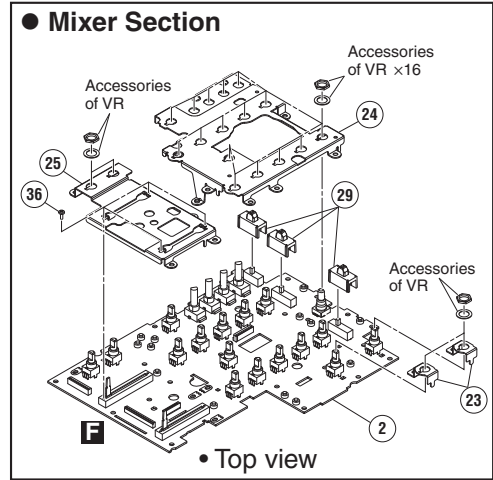
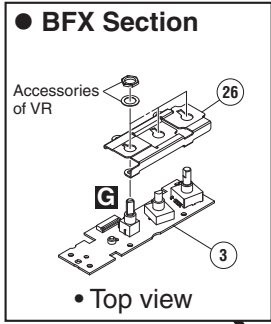


9.4 CONTROL PANEL (1/2) SECTION

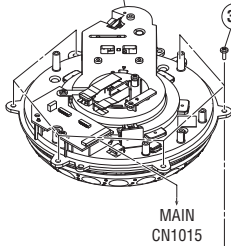
A • Bottom view



B

Refer to "9.6 JOG DIAL (1/2) SECTION".

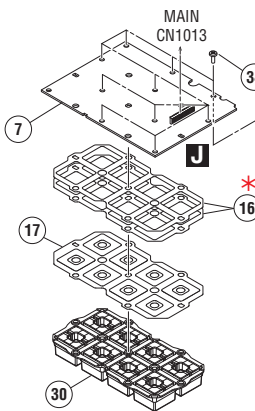
C



D

Refer to "9.6 JOG DIAL (1/2) SECTION".

E

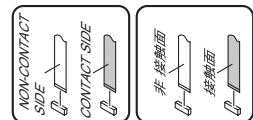


F

Refer to "9.5 CONTROL PANEL (2/2) SECTION".

*: Be sure to use two sheets (DEC3672) in a stack. Because the feeling of operation changes only with one sheet.

*: シート (DEC3672) は必ず 2 枚重ねて使用してください。1 枚だけだと操作感が変わってしまいます。



CONTROL PANEL (1/2) SECTION PARTS LIST

<u>Mark No.</u>	<u>Description</u>	<u>Part No.</u>	
1	OLED Assy	DWX4208	
2	MXRB Assy	DWX4195	A
3	BFXB Assy	DWX4196	
4	DCKL Assy	DWX4199	
5	DCKR Assy	DWX4201	
6	PADL Assy	DWX4204	
7	PADR Assy	DWX4205	
8	LVMT Assy	DWX4207	
9	OLED Assy (Service)	DEA1084	
10	FFC	DDD1885	
11	FFC	DDD1890	B
12	FFC	DDD1891	
13	FFC	DDD1894	
14	FFC	DDD1896	
15	FFC	DDD1897	
16	Sheet	DEC3672	
17	Sheet	DEC3673	
18		
19	Shield Sheet	DEC3812	
20	Shield Sheet	DEC3819	C
21	Sheet	DEC3817	
22	Sheet	DEC3818	
23	Stay	DNF2039	
24	Stay	DNH3385	
25	Stay	DNH3386	
26	Stay	DNH3387	
27	Packing	DEC3642	
28	Sheet	DEC3795	
29	SW Cap	DAC2753	D
30	Button	DEB2035	
31		
32		
33	Screw	BPZ20P040FTB	
34	Screw	BPZ30P080FNI	
35	Screw	BPZ30P100FTB	
36	Screw	PMH20P040FTC	E